

ONLINE ENROLLMENT & NEW STUDENT GUIDES

NOTE : REFER TO THE LATEST ANNOUNCEMENT ON THE OPENING OF THE ONLINE ENROLLMENT SYSTEM ON CENTRE FOR POSTGRADUATE STUDIES (CPS) WEBSITE



i-Tasjil (bit.ly/itasjilpg)

Login into the **i-Tasjil** using IC no. (Malaysian) or passport no. (International student) & application reference number

In the **Offer Acceptance**, update your acceptance status. Click on the Update button



There are 3 options.
Option 1: Accept the offer
Option 2: Decline the offer
Option 3: To defer (postpone) your study to the next semester. Please choose one and submit it.

In the **Student Information**, edit your personal details and save (If any changes)

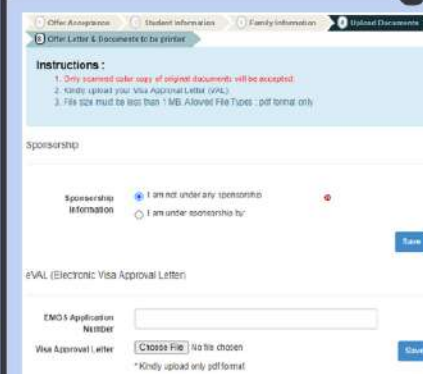


In the **Family Information**, fill in your family details and save



In the **Upload Document** tab, upload your sponsorship letter. For self sponsored, please select the first option.

For international students, in the e-VAL section, upload your e-VAL. However, if you have applied for a Remote Supervision, upload your Remote Supervision approval letter.





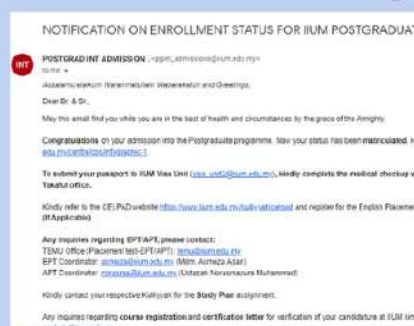
Once your e-VAL/Remote Supervision approval letter has been verified, you will received an email notification. Please check your email and follow the instructions in the email. (International students only)

In **Payment Information**, upload your receipt payment or sponsorship letter for enrollment. The enrollment fee can be referred in your offer letter. For the fee payment, please refer to the following link <https://bit.ly/iiumpayoption> For new international students, you may pay using the IIUM Flywire



Travel to the IIUM campus and show your VAL to the IIUM Visa Unit office for 2nd-time verification. This steps not applicable to students under Remote Supervision (International students only)

Once the IIUM Finance Division has verified the payment, CPS updates the student's matriculation status and notifies through the student's email.



For international students, please visit CPS office for status activation

i-Ma'luum: Students' Campus Lifeline

You are already registered. So what's next? Here the important things that you must do.

Activate the IIUM student portal (I-Ma'luum). Follow the guides provided in the following link <https://bit.ly/actimaluum>

Visit the CELPAD website and check on their latest post for the EPT/APT announcement. Check on the EPT/APT schedule and sit for the exam at the designated venue.

Exam	Date	Time
EPT	13 July 2022 (Tuesday)	9:00am – 12:00pm
APT	19 July 2022 (Monday)	2:00pm – 4:00pm
TPT	22 July 2022 (Friday)	9:00am – 11:00am

DEADLINE FOR REGISTRATION: 26/7/2022, 4:00pm
 Once you get the telegram link for registration

Note: Refer to the conditions in your offer letter whether you are required to fulfill the English and/or Arabic proficiency requirement.

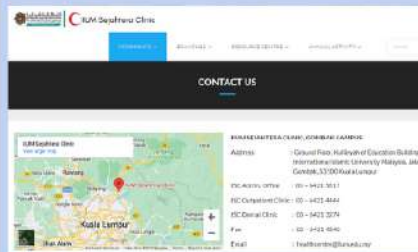
<https://centre.iium.edu.my/celpad/>



Make an appointment with the IIUM Sejahtera Clinic for a medical checkup. Call the clinic at +603 6421 4444. Download the medical checkup form from IIUM Clinic website.

Note: **Part-time** students are not required to do the medical checkup

If you are exempted or has passed the EPT/APT, contact the postgraduate office of your Kulliyah to assign a study plan and to register courses/subjects



<https://centre.iium.edu.my/clinic/downloadable-form/>



Get an insurance cover note from the Etiqa Takaful office. (International students only)

Notes: To get an insurance cover note, one student must bring a **certification letter**. The certification letter may be downloaded from i-Ma'luum or can be requested from pgstudy@iium.edu.my (RM1 charges may be applied)

Submit passport to the IIUM Visa Unit (International students only)
Notes: Submission must be made 2 weeks before the pass (SEV/VOA) is expired
SEV: Single Entry Visa
VOA: Visa On Arrival



Upload a passport-size photo in the i-Tasjil (Upload Matric Card Photo). The smartcard office will contact the student for the matric card collection

Verification of original documents (Academic Certificate and Full Transcript) at CPS office



<https://morr.iium.edu.my/>

For Mahallah room rental, you may apply through the MORR website or you may walk into the Residential and Services Department (RSD) to book accommodation to stay on campus (limited accommodation)

This is a basic guideline for you to follow for online enrollment and after matriculation as a new student

All international students are required to have a VAL for enrollment. For VAL application guides and guides to enter Malaysia, please refer to the following link
<https://centre.iium.edu.my/cps/visa-pass/>

International students are required to travel to the IUM campus unless you are under Remote Supervision

Verification of e-VAL and payment may take up to seven (7) working days

The matriculation process may take up to five (5) working days

If you are unable to enroll in the offered semester, please apply for a deferment of study.
Please refer to the deferment of study guides
<https://centre.iium.edu.my/cps/deferment-of-study-guides/>

New students are required to join the CPS Ta'aruf Week. Information regarding CPS Ta'aruf Week may be referred to
<https://centre.iium.edu.my/cps/briefing-of-new-students-taaruf-week/>

Inquiries could be emailed to:-

- Admission & Enrolment Process -
pgadmissions@iium.edu.my (Malaysian)
pgint_admissions@iium.edu.my (International)

- EPT & APT -
temu@iium.edu.my
celpad@iium.edu.my

- Mahallah (Student's Residential College) -
rsd.rmu@iium.edu.my

- Visa (New Application / Renewal / Progression / Variation) & EMGS Matters -
visaunit@live.iium.edu.my
io-iium.my

Etiqua Takaful Insurance
etiquaagency.iium@gmail.com
+6013 4475139

Finance Unit
finance@iium.edu.my